

USER MANUAL

VAPORESSO VIBE SE



Thank you for choosing Vaporesso product.
Please read this instruction carefully before use
to ensure a perfect experience.

If there is any additional requirement about
this product, please consult the local agent
or contact us through our website:

www.vaporesso.com

SPECIFICATION

Dimensions: 115.9 x 26.6 x 17.6mm

Battery Capacity: 1100mAh

Charging Current: DC 5V/1A, Type-C

Display: RGB Light Indicator

POD Capacity: 4.5ml/2ml(TPD)

FIGURE 1

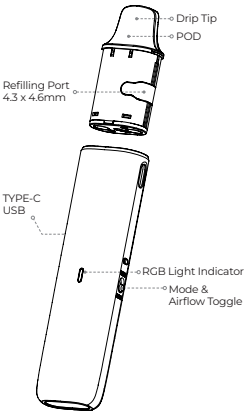
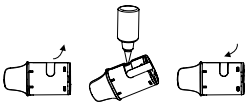


FIGURE 2



ENGLISH

USE INSTRUCTIONS

1. Install & Replace the Pod(Refer to FIGURE 1)

Pull out the pod from the battery and install the new one.

*First time using the device, tear off the sticker from the POD.

2. Fill the E-liquid(Refer to FIGURE 2)

- Take out the POD from the battery and pull out the silicone plug gently from the side of the POD;

- Fill e-liquid through the refilling hole on the POD

- Put the silicone plug back in place firmly after filling is finished.

*First time filling e-liquid, wait 5 minutes for the coil to prime.

3. Mode Selection

There are two modes(POWER/ECO) for 'VIBE Series' selection.

Power Mode: Bigger Cloud, Looser airflow

Eco Mode: More Puffs, Tighter airflow

4. Start Vaping

Inhale through the mouthpiece and exhale to start vaping.

5. Check the Battery Level

The LED indicator will stay in green/blue/red color to show the battery level after vaping or inserting the pod.

Battery Level	LED Color
70%~100%	Green
30%~70%	Blue
0~30%	Red

6. Charge the Battery

Please use the Type-C cable to charge the device. The LED indicator shows the current battery level during charging and remains green when the device is fully charged, and turn off after 10 minute.

PROTECTIONS

Low Resistance/Short-circuit: The red indicator will flash 5 times and the device will stop working.

High Temperature: The red indicator will flash 4 times and the device will stop working.

No Load/High Resistance: The current battery level indicator will flash 5 times and the device will stop working.

Low Voltage/Over Discharging: The red indicator will flash 3 times and the device will stop working.

Over Charging: The green indicator will stay on and the device will stop charging.

Overtimes(8s): The device will stop working and the LED indicator will flash in green-blue-red.

CAUTIONS

1. Please turn off the device when it is not in use.
2. Do not leave the charging device unattended.
3. Do not drop, throw or abuse your device, which may cause damage.
4. Please use a standard USB output charger with proper charging current and voltage range.
5. Keep away from the water or any flammable gas, liquid.
6. Do not expose the device to direct sunlight, dust, moisture or mechanical shock.
7. Do not expose the device to extreme temperature.
(Recommended temperature range: -10~60°C / 14~140 °F using and -10~45°C / 14~113 °F while storing).
8. EEE Recycling: the product should not be treated as household waste, instead, it should be handed over to the applicable collection point for the recycling of electrical and electronic equipment.
9. Battery Recycling: the product battery should not be treated as household waste, instead, it should be handed over to the applicable used battery collection point for recycling.
10. Only have your device repaired by VAPORESSO. Do not attempt to repair it by yourself as damage or personal injury may occur.
11. Please keep the pins at the connection between the battery and the pod clean to ensure the best performance of the device.
12. If the product is taken on board an aircraft or encounters environments with significant changes in air pressure, it is advisable to store the pod and batteries separately, and avoid any liquid injection to prevent leakage and product damage.

WARNINGS

This refillable electronic cigarette is intended for use with compatible e-liquid, which may contain nicotine. Nicotine is an addictive substance and it is not suitable or recommended to use in following cases:

1. This device is not suitable for:

- Persons under the legal smoking age.
- Persons experiencing heart disease, stomach or duodenal ulcers, liver or kidney problems, long-term throat disease or difficult breathing due to bronchitis: emphysema or asthma.
- Persons with an overactive thyroid gland or experiencing pheochromocytoma (a tumour of the adrenal gland that can effect blood pressure).
- Persons taking certain medications like Theophylline, Ropinirole or Clozapine and etc.

2. This device is not recommended for:

- Non-smokers
- Pregnant or breastfeeding women

3. You may experience the following results if you use nicotine containing e-liquid with

this product. If it happens, please consult a healthcare professional and show them this leaflet if possible:

Feeling faint / Nausea / Dizziness / Headache / Coughing / Irritation of the mouth or throat / Stomach discomfort / Hiccups / Nasal congestion / Vomition / Chest palpitations / pain or an irregular heart rate.

This device should not be used by persons under the legal smoking age.

LASER ANTI-COUNTERFEITING LABEL INSTRUCTIONS

Please keep the anti-counterfeiting code on the packaging for after-sale service.

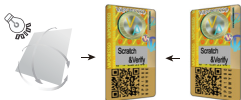


OLD
ANTI-COUNTERFEITING LABEL



NEW
ANTI-COUNTERFEITING LABEL

STEP 1 Check the label



Flip the label under light with different angle, you will see the Overt Magic lens text "V" "A" and the vertical "VAPORESSO" dynamically .

STEP 2 Verify the QR code



**For more information please consult our website at www.vaporesso.com or email us at support@vaporesso.com*

WARRANTY STATEMENT

Limited 90-Day Warranty Terms

Warranty Period

VAPORESSO offers a limited 90-day warranty. The warranty period is 90 days from the date of purchase. If you want to claim a warranty for your device, please keep valid proofs of the date of purchase, such as invoices/receipts. If there are no valid evidences to refer to, the start time of the warranty period will be calculated from the date of manufacture of the device.

Terms of Warranty

For safety and hygiene reasons, please note that the following items or situations will **NOT** covered under warranty:

- ① The following opened or used items will not be returned, including e-liquids, cartridges, coils, drip tips, tanks, atomizers and rechargeable batteries.
- ② Under no circumstances will we accept returns and no refunds will be given if a non-defective item has been opened and used.
- ③ Product problems caused by human damages and misuse will not be covered by the warranty.
- ④ Any hardware-cracked, dismantled or modified product is not covered under warranty.
- ⑤ If the product happens to be faulty at the time of arriving, please inform us immediately prior to using it.

Except for the **Limited 90-Day Warranty Terms**, Vaporesso expressly disclaims all implied warranties of any kind with respect to this product, including, but not limited to, the implied warranties of merchantability or fitness for a particular purpose and all warranties provided by statute. Warranty claims will expire 90 days after the end user purchases the device.

For more information, please visit our website at www.vaporesso.com

Please keep the warranty card for the after-sale service.
Warranty will be disqualified if the warranty card is lost.

Warranty Claim Procedure

- ① Please kindly contact the seller you purchased the product from for repair or replacement.
- ② Alternatively, if you have any product related question, you can **scan the QR code on the back cover**.

Information Needed for 90-Day Limited Warranty Claim:

- ① Proof of purchase
- ② Product name and quantity
- ③ Batch number (VSGXXXX) and Security code (With pictures)
- ④ Descriptions on the product problem
- ⑤ Videos or pictures that reflect product problem

Notes

- ① It usually takes 5-10 days to verify all submitted warranty claim information. Please wait patiently.
- ② Once the requested warranty claim information is confirmed and approved, we will arrange a replacement for you. Please kindly note that if the original replacement product is out of stock or discontinued, we will ship an item of equal value to you with your consent.

* VAPORESSO reserves the right of final interpretation of the warranty claim service

Purchase Information

Product Model: _____

Date of Purchase

(Based on the date from receipt of purchase):

Month _____ Day _____ Year _____

Store Information:

Store Name: _____

Phone: _____

Store Address: _____

City: _____ Country: _____

Post Code: _____

Customer Information:

Customer Name: _____

Phone: _____

Customer Address: _____

City: _____ Country: _____